


中国建材集团2016年工作总结暨2017年工作部署大会暨第二届职工代表大会四次会议

坚定信心 鼓足干劲

推动改革 再上新台阶

通讯



2016

图片说明

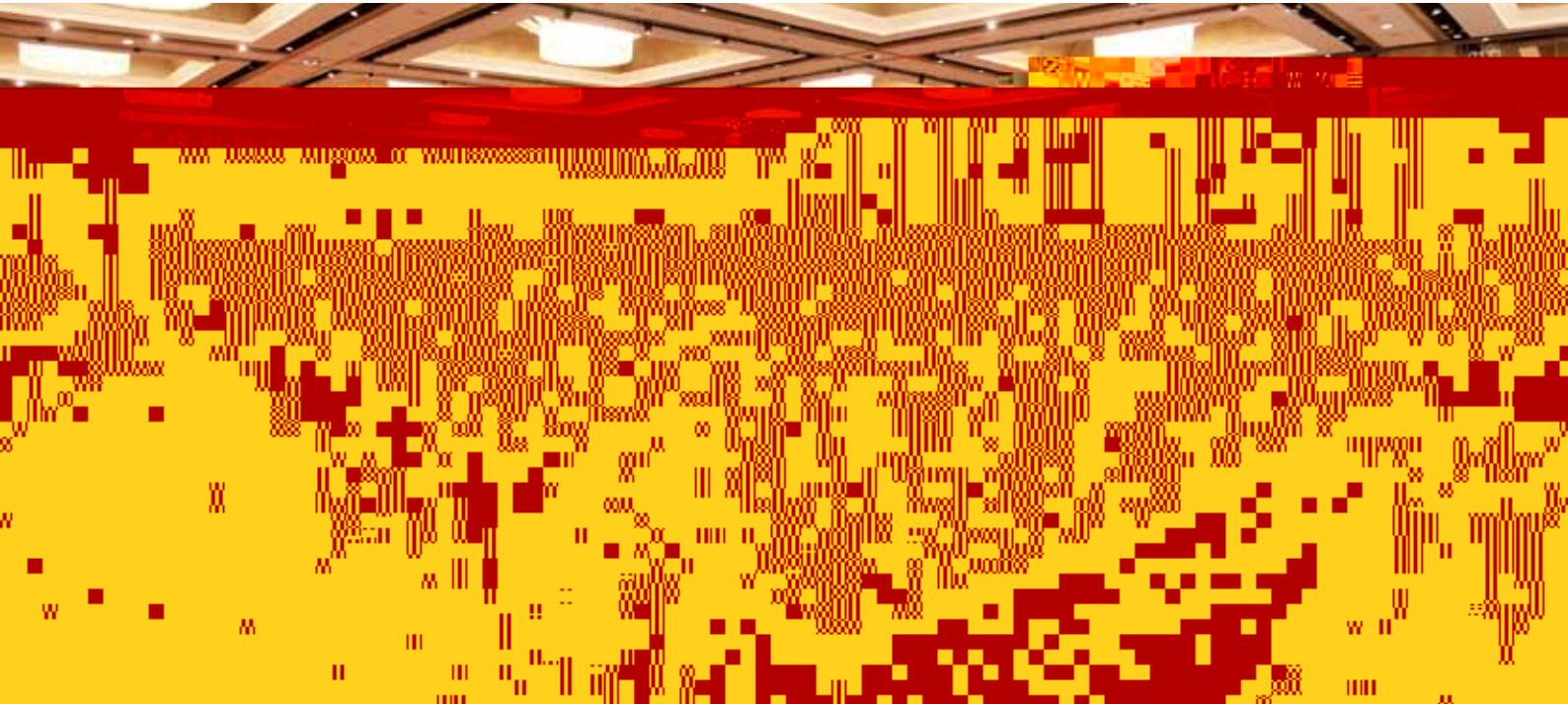
1. 2016
2. 2016
- 3.
4. 2015
5. 2015



2015

Contents

2016 1 100



1 2016

4




5

6

7

21

8



34

50

42

52

18

48

56

2016

49

2016







21



2015 11 30 12 11

21

150

" "

"

" "

"

"

"

"

" "

5.0

3400




1 12

Bruno

Lafont

h .

L





“

”



2015 12 30

“

”

6

“

”

——

——

3

“ ” “ ”

“

”

“

”

2016

“

”

“

”

“

”

“

”

“

”

2016

1 18

2016

2015 “ ”

“ ”

2016

6



" " 14

1.58

" " " "

2015

" " " "

2016

2015

2015

"

"

"

2015

"

"

" " " "

"

"

"

KPI

"

"

"

"

120

"





" "

70

" "

40

" " "

" "

2015

" "

" "

" "

" 252% 242%

5 117%

8 A

" "

" "

" "

300

9

"

" " 115%

2016

1188

61

2016

" "

" "

2016

2016 " "

" + " BNBM
HOME

" "

"
"

" "

" "

" "

"

" " "

" "

" "

" " +

" "

" "

" "

100

" "

" "

" "

2014

"

"

1000

" " " "

" "

" "

" " " "

"

"

" "



2016



2015

0.2

2015

10

2014

14

“ ”

2014

780 2015 320 " 0

2015 320

2015
42%

2

10.5

"

120

" "



“ ”

“ ”

“ ”

500

“ ”

242%

252%

A

“ ”

2015

“ ”

“ ” “ ” “ ” “ ” “ ”

“ ”

“ ”

“ ” “ ” “ ”

“ ”

“ ”

“ ”

2015

5

“ ”

6.5% 7%

" " 2016

" " " " " " " " " "

" "

" "

" " + " " 2025"

" "

" "



“ ”

“

”

“ ”

”

+” ” + ”

“

”

“ ”

“ ”

“

”

”

”

“

”

”

”

EPC

“

”

500

500

”

”

”

“

”

“

”

”



" EPC
BNBM HOME "

" "

" "

" "

“ ”

“ ”

“ ”

“ ”

“ ”



“ ”

2015

X

O

2015 3

+

+


9.7%

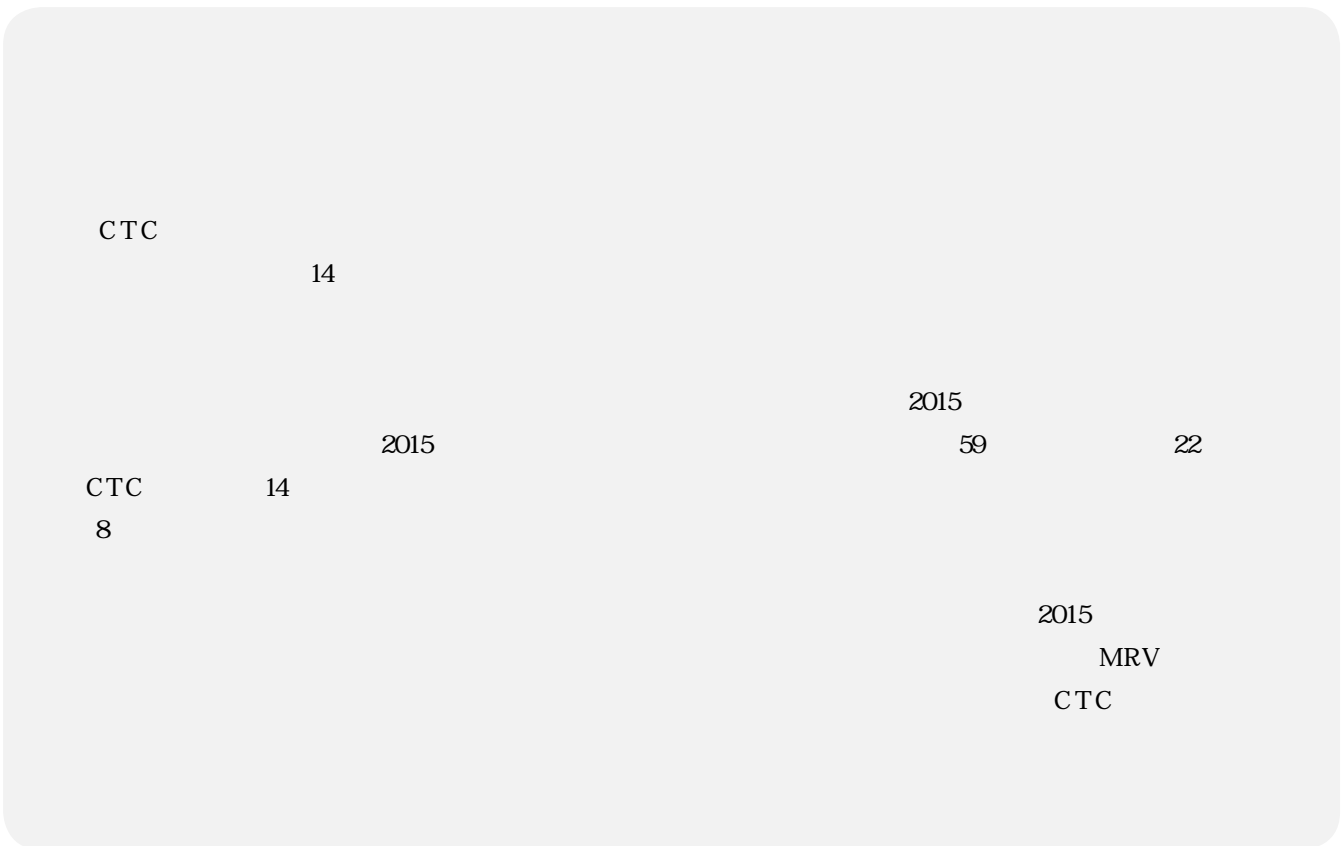

85

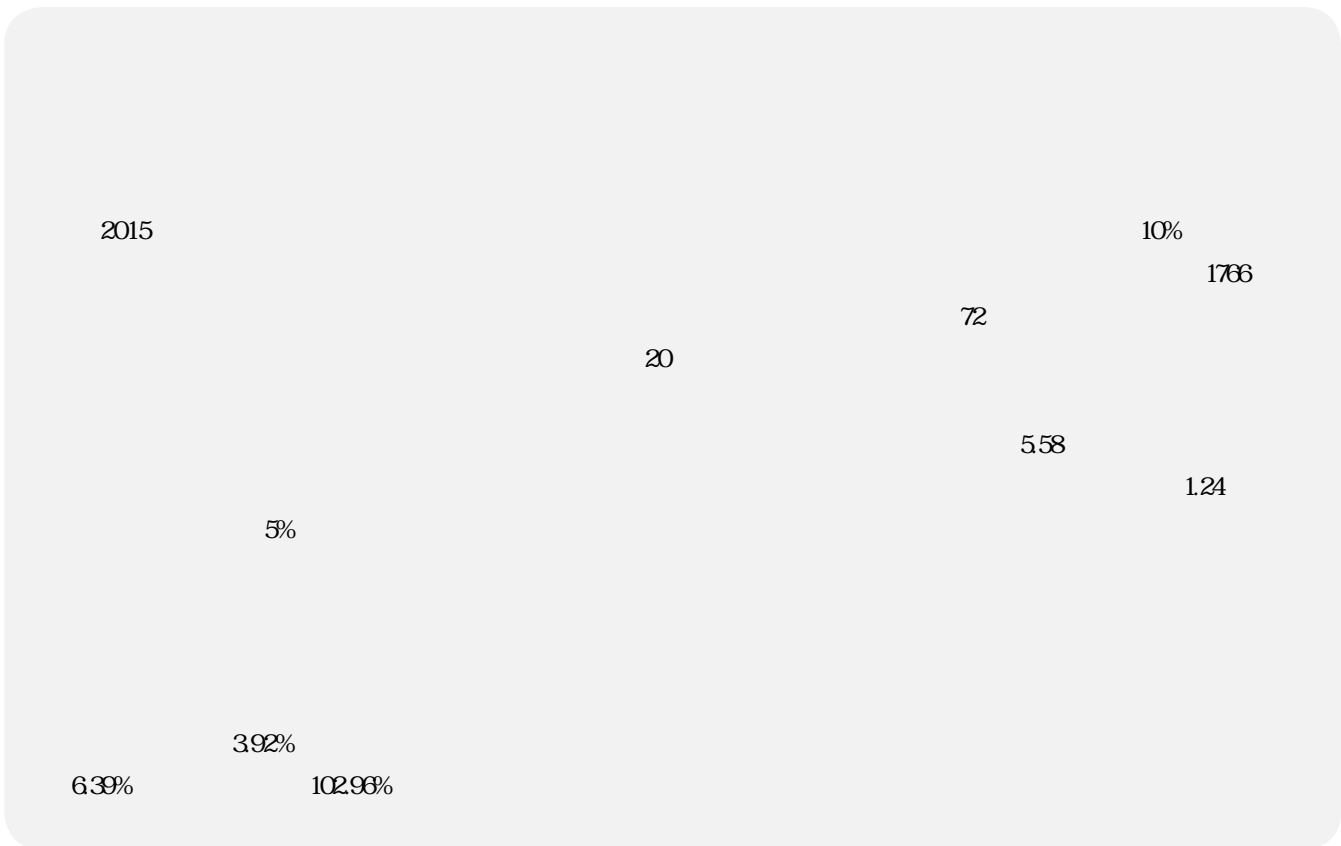

ERP






oe











2000

12

ISO9000
6S 8D

KPI

KPI

20



— —

25

2015

1 4

ú

G

μ

-

" "

" "

2015

2016


2011

1000

2014

18% 4 53%

2010 2014



2016

25

40

40

20

2015

GDP 6.5%

4500

1.2

100

30%



4.0





9

"

"

5000

C15 C30 C40 C50

C15

100

500

20

30

5000

5000

3000

"

"

"

"

"

"

32.5

PC32.5R

PC32.5

32.5

32.5

32.5

32.5

"

"

50%

60%

42.5

50%

52.5

62.5

50%

70%

30%


30%

70%

"

"

3.2



70%



"


CRH

15

40

" "

"




1953
20 70
2000 10
2004

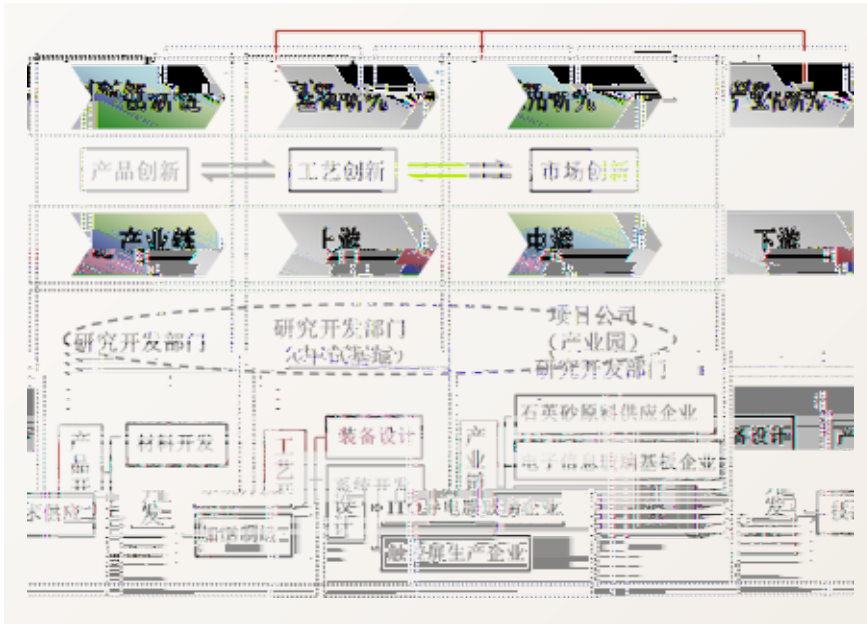


"
"

2000
2000

" + "

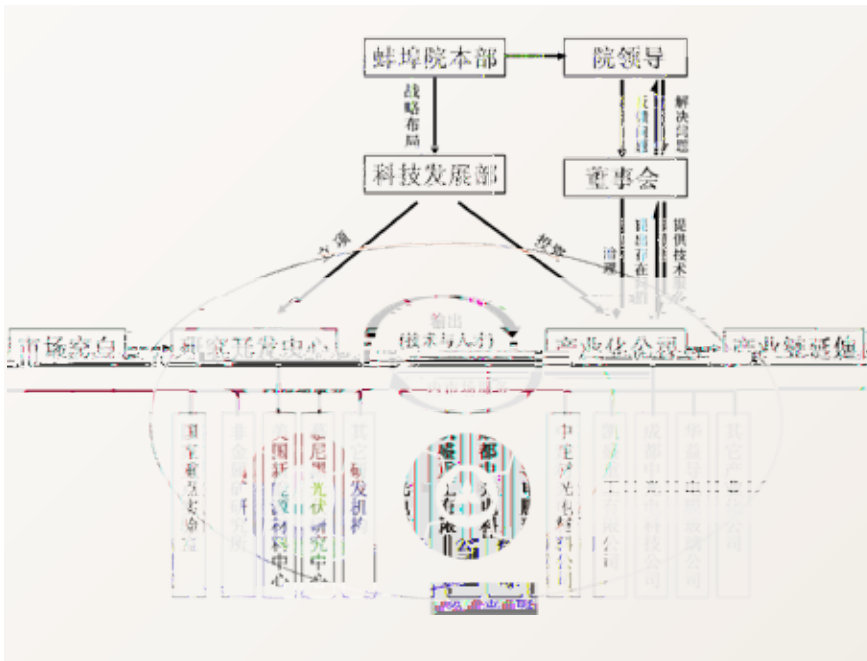




2.

3.

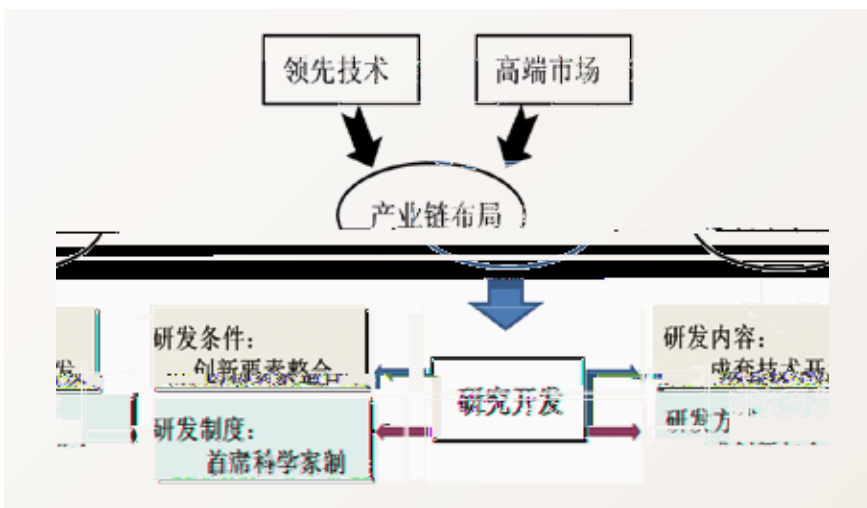
1.



5000

200

2



3

1

4

" "

2

" + "

1.

973 863

$\frac{3}{4}$

2

3%

2

3

16

1

0.5mm
TFT- LCD

2

ITO

13

1

3

" + "

"

2015

" "

30

2

700

100

156

60

32

30

47

12

23

2000

1.9

" "

0.91

1

2010

5000

2014

97.2

" "

30.3

2016

2012

28.5

3

60%

500

1200

2014

8

2014

37.96%

72.57%

2014

1.5

30%

75%



200

1.

2.

2014

2.

7

3

38.5

2014

1.

15

10

115.5

3.

GPS

4.



—

2014
20
9.87
25.64

2005

/ 42.54 /

5S

1999 9

"

"

2004

2004

2005 5
 " 2004 " 2005 12
 2008
 2007 2008
 2009
 1
 2008 1.2
 2015 3



"

—

"

"

"

"

"

2011 11

		KPI	KPI
2014	0.998		0.996
	0.992		

2013 8



8 2014

" " " " 13

4

2014 2

30

5A

2014
5%

2013

2013 7

300

2012- 2014

5 / "

"

ZL201010544550.1

1 16

Nasir Float Glass



游子的驿站

中國建設集團2016年新春聯歡會



