





**中国建材集团有限公司**  
China National Building Material Group Co.,Ltd.



8 26

“ ”

CRH

“ ”

“

”


“

”

“

”

ntech



17

—— “ ”

21

23

26

30

34

36

38

40

42

45

46

48

12

SDGs

23

23

23



8 26

9 30



500

“ ”



5500

14

500





“ ”

350

10 11


350

20





500



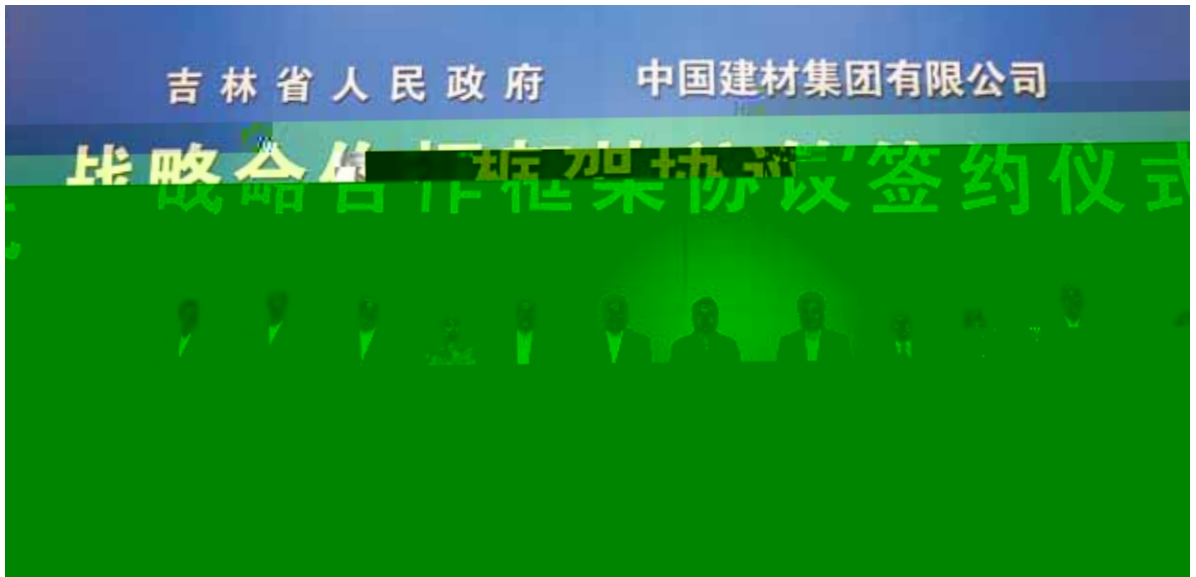
9 13  
CRH

CRH

CRH

CRH







9 23  
50  
3  
5 30  
3.09% 7 20  
3.45%  
)



  
中国建



8 26



GE





30

CRH

CNBM SINOMA

EPC

SINOMA

EPC

46

+

BNBM HOME

EPC

5 10

N+1

14  
6- 8

---



20



4

12

150





Ö

£

“ ”  
“ ”

“ ”









32.5


34

32.5

50%







200

32.5  
42.5

34

2020

---

“

”

”



34

32.5 5.5




KPI  
KPI  
KPI

ä

KPI

A =







*± 800KV*

550  
1100

2016 5

± 1100

10

± 1100

3300  
12

6

12000



± 1100

800



2005

IEC-130

2005

50%

2008

35%

± 1100  
1100KV

1000kV

800kV

ABB

863

1100kV

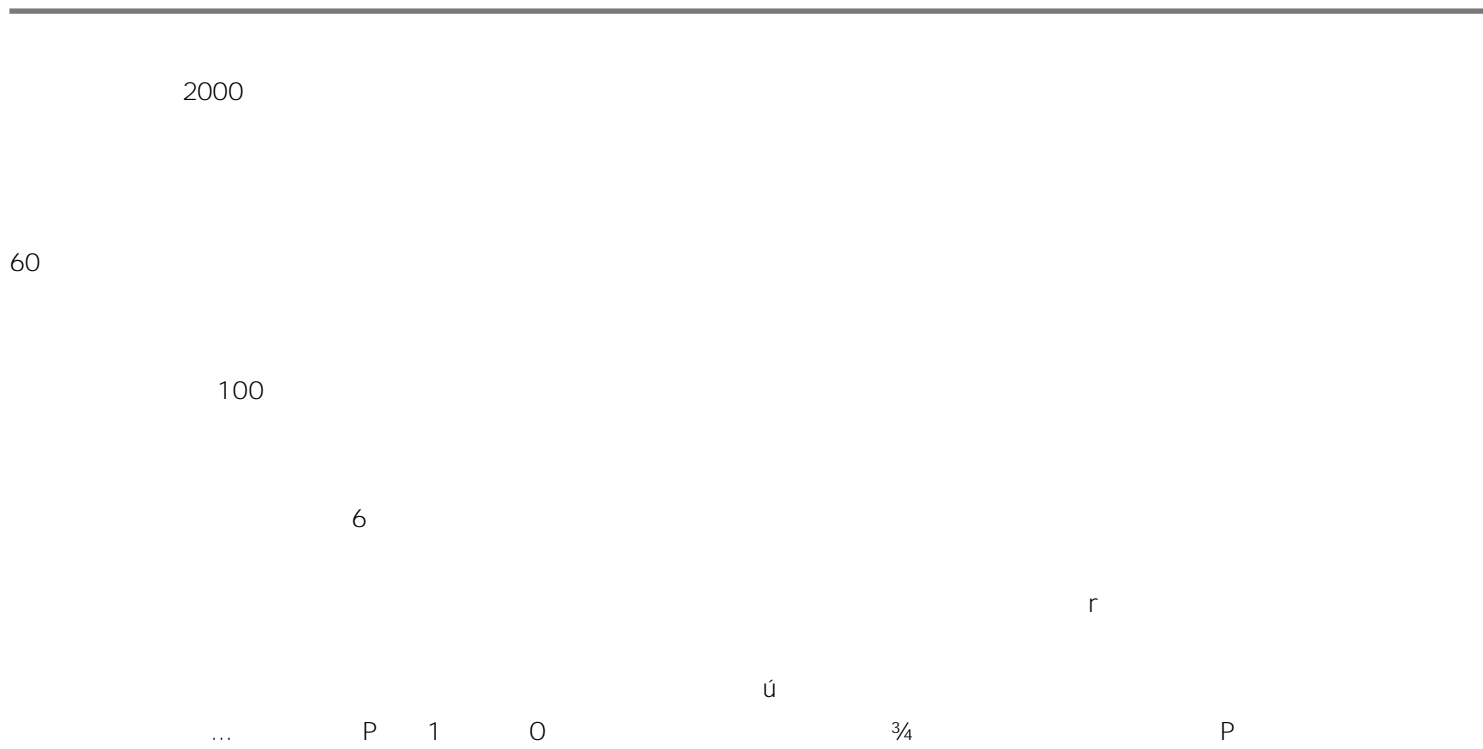


30

2 3

2013

2015



2015

HSE  
HSE







2016 7



12

10

50

100

120

15~20

U

/

11

2015

10%

5%

5%

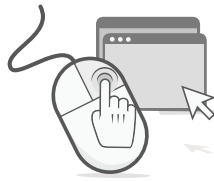


“

”

“

”



9 21

200



“

SDGs

”


2016

SDGs

SDGs

17











2005 5 17

10

×



# 长征年

80



責和 績 創  
任 此 社 新

得 謙 感 敬  
聘 廉 恩 忠

中國建材集團領導幹部行為準則