

CHINA BUILDING MATERIAL MAGAZINE

中国建材通讯

• 2018 11 134 •



0815-L0074

中国建



中国建材集团有限公司
China National Building Material Group Co.,Ltd.



##

Contents

2018 11 134



17 1
2
100036
010- 68138037
010- 68138057

zhgjctx@126.com 4
5
6
7

10
3000



8
13
18











0.12

40%

2015 3

0.2

0.12



90 TFT-LCD TFT-LCD 2010 12 29
 4.5 0.5
 TFT 2011 7 1 0.4

150t/d

20 70 1953
 1995 2000

6000
 6000

8

2013 9 8
 10 0.3-1.1

0.5

2015 3 28 0.2


2016 4

2008 6

0.15 2018 4 0.12

3D

LED



0.12-0.7

0.1

4

10



0.12

2014 1

0.4

2006

5

60

2016

2016

2006

1047

30

2013

40



8

3

8.5 TFT

20G W



— — " "



2005

2014

20G W

Ahancis

5G W

15G W




Ahancis

Ahancis

Ahancis

CIGS
Ahancis
4.0

100



Ahancis

Ahancis

Ahancis

2014 8 23

Ahancis

20

6

2015 10

30%

200

100

300

12

7

GW

Ahancis

5

23%

40

18%

33%

18.2%

15%

Ahancis



2009

5MW

2014 5

2011 10

1

CTF Solar

2015

2009

12

ANTEC

CTF Solar

35%

55%

10%



2017 8 16

1.2 w1.6
30

1.92

8

FirstSolar

2.67

7w24

1.2 w1.6
30

1.92

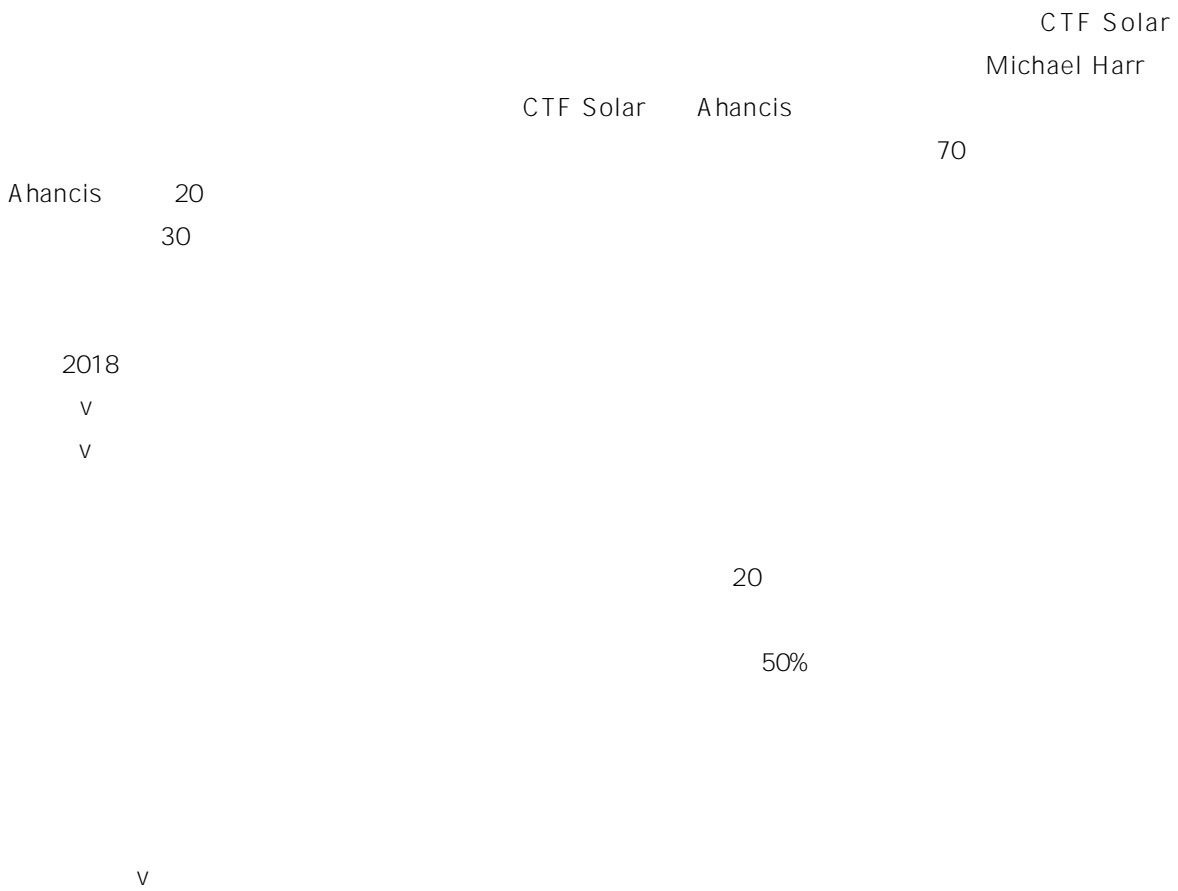
7w24

2009

2017

8


18





5 VF

5g;`E



2.4

"

"



2017 8 30

2.4

10

2.4

2.4

2.4

2013

720

璿

Celgard

2010

2013 2014

1000

720

720

2015

CATL

CATL

珺

4

50

2013



10
246

2.4

+BT

2016

映

0 2

.....

4000

2016

2017 8 13

24

36

2.4

200



1400

8 27

24

365

2.4



QC

QC

QC

11

A 10%
10%
A 80%
90% 6
SQE 90

2000



A

2017 8 30

2020

20

2017
1130
600


20

2011 2020

2020

BT

200 /






#

2017 17000
1200

20







30

“ ” “ ”

3 6 600

300

80%





7

10

q



- " " " " " 20
- " " 500 8 40 " " " CEO " "
- " " 40 110 " 80 40
- " " MBA EMBA "

S' # #'

'''

%

L L

S' # &

&

%

#(

&



40

4



61

"

"

"

"

01

110



" "

" 156 "

" "



1950

500#

36.1

5582

1954 9



1957 9 30

2000

1957 12 10



1958 4

12

83.1



1995 10

1988 5

" "

2010 8 29

" "

.....





2016 8 26

“ ”

.....

2018 5 22-23

“ ”



2014

2014 5

GOE Arish 2 5775

" "

2014

GOE Arish 2

2.7

5775 GOE Arish 2
6000 GOE Beni Sgef 6

2014 7

“ ”

GOE Beni Sgef

GOE Beni Sgef

CDC
GOE Beni Sgef

5

2

120

MIS

DCS

GOE Beni Sgef

11

9

24%

35

67%

85

GOE Beni Sgef

4

8000

220/11kV- 9j 45MVA

EPC 1+N

2018 6

14

11

GOE

Beni Sgef



100

5- 9

1

1- 2

1

4

3

50- 100

5- 7

1

1

3

3- 50

1

3- 5

1

2

3

3

2

16



4

1

1

" "

1

1

32
56

1

1

4

2

1

1

" "



" "

2

8

1

1

1

1

1-2

1

" "


1

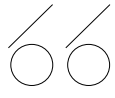
1

" "

1







5 16
50

40

90

Marina
380

300

2008



15

2011

2011

2013

“

”

.....

2015

G

V

11

2016

11


11

11

80%
50%

2007

11



//

//

— —

) #

%

%

*) (

3333

#

&

#

3333

\$

£

* &



S'''

#%

#/%%

(,%'

),%'

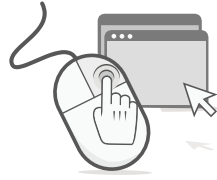
#',%'

#),%'

),&

S& *'

#S,""



01

1

03

" "

CEO

02

48

04

" 19
"

31

19

19

07

600

AKIJ

600

08

IECRE

T† VNORD

05

" "

Sinoma59.5D
IECRE

IECRE

09

"

"

2018

10

6200

11

06

" 2018
100 "

12

SOLID

2018

100

2018

SOLID

100



*%

+

S"

\$ / fi

*%

%

#% #)



