

CHINA BUILDING MATERIAL MAGAZINE

中国建材通讯

• 2019 3 138 •


中国建材： 为

中国建材集团与韩国三星集团签署合作协议
坚定信心再出发 做好供给侧结构性改革这场硬仗

中国建材集团年产2.4亿平方米锂电池隔膜生产线



中国建材集团有限公司
China National Building Material Group Co.,Ltd.





S" #+

&* " "

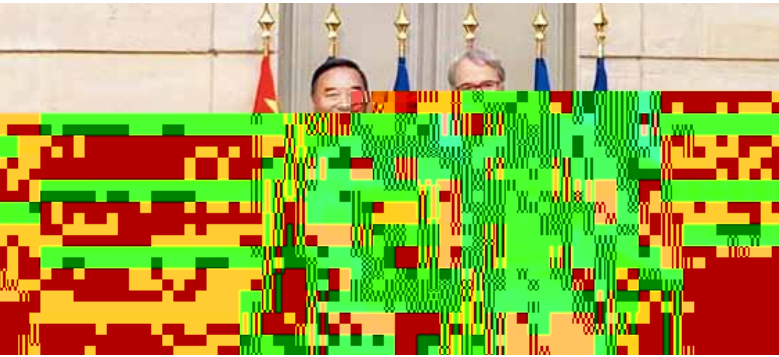
S" #*

S" #*

S&S

Contents

2019 3 138



1

4

5

6

7

8

9

10

11

2019

2018

4800

12



20

40 1958 2018

23

46

9

30

48

2.4

34

“ ”

38



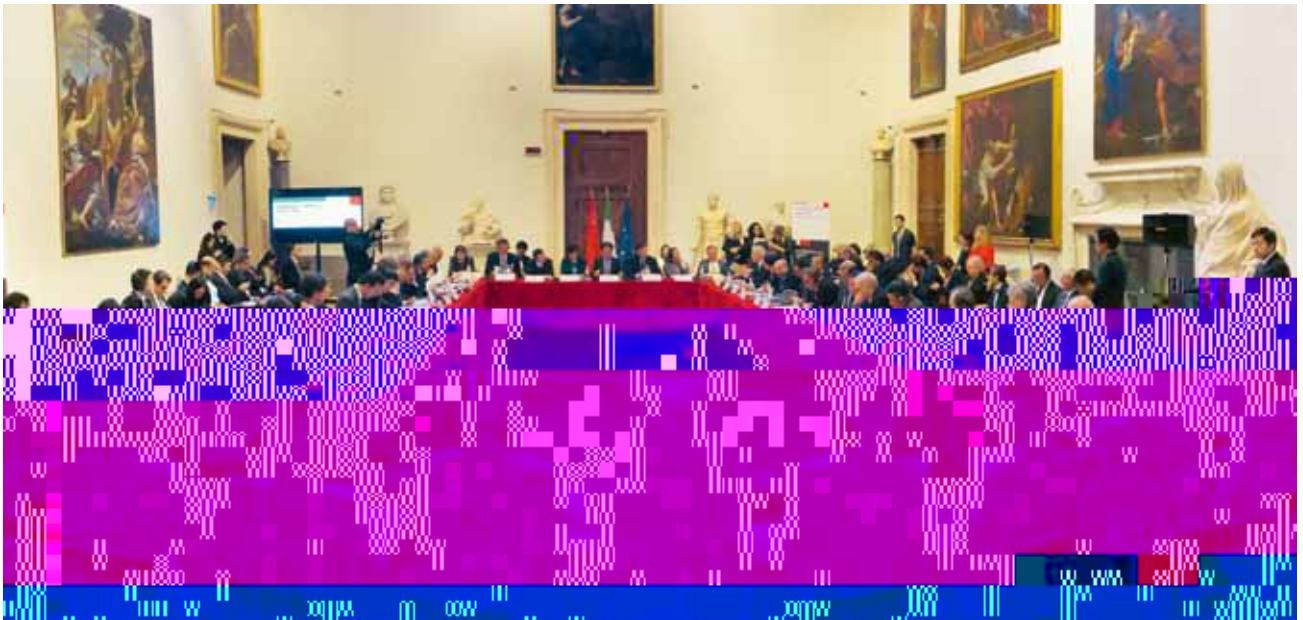
55

Romain Soubeyran

“ ”

EPC





” EPC 70% 400 “
“ ”



38

72

10

“ ”



“

”

“

”

CO₂

”

IFC

MGA

“

”

“

”

VCA

10

38

72

“

”

2018

IFC

IFC

VCA

VCA

2018

41

“

”

CO₂25

CO₂



2018





“ ” “ ”

“ ”

2019

“ 335 ” “ ”



2018

2018

“ ” 2018

807	2190	18.9%	2036	44.9%
	63.3%			

HK3323	2018	184	68.8%	38
				2018

485	92.1%	2018
-----	-------	------

2036	44.9%
------	-------

2018

807

63.3%

“ ” 2018

2019

“ ”

GDP6% 6.5%

2018

“ ” 2018

2190	18.9%	2036
------	-------	------

44.9%	807
-------	-----

63.3%	37	9599
-------	----	------

3528	187
------	-----

8040MW	218	341
--------	-----	-----

2018

2018

2019

“

”

“

”

“

”

“ + ”

“ ”

2018

100

2018

130.6%



4800

“

”

“

”



4800

AGM

AGM

4800

“

”

13

“

”

“

”

“

”





— —

2018

3 5
6.5% 6% -

16% 13%
8000 1.8

400 5776

%

2





4.0

115
30

64

“ +”

3

2009

10

2015



+ +

32.5

+ +

50

90

45

0.5

20

10

312

30

20

65%

2018

" " " +"

+

66%

26

3.8

10

1

7.7kg/t 8.27kWh/t 4.54kWh/t

2018

2660

884

"

"

"

"

EPC+ + +



"

"



21

"

"

90%

21

50

60

2007

T300

2017

9

SYT55 T800




2018 2

T1000

.....





		2015	3	28	0.2
		2016	4		0.15
2018	4	0.12			0.1

0.5



Avancis Avancis

100

4.0



2015 10

Avancis

30%

100

3 5

20GW

15GW

5GW










2007 10 2013 30%
5000t/d 2007 9MW 2012
180

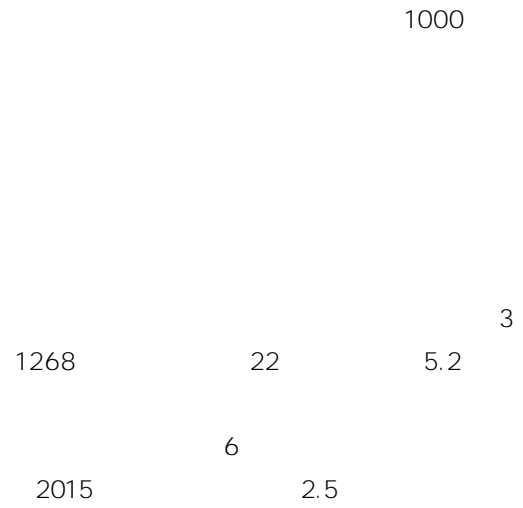


2004 5000t/d
6
2010 9

70%

PDCA

KPI s ä <



GB4915- 2013



ISO 9001



2012
13




2016

2014



60

2007





	BAYAH	10000
LEBAK	BAYAH	GAMA
	PT. Cemindo Gemilang	
4.268		32

EPC

BAYAH 10000

E P

BAYAH 10000

10 9 20



58

BAYAH 10000

100%

100% 95%

2

2017 6

2018 10

11000

95%





GAMA

1000

5

35.7

4000

6 - 10

5

10 /

11

475

5.5

1400

15

49

54

8

36

54

23

1/4

7.38

7

6

53

346

108





20% 9% 15%

GAMA

60 Gresik 100

Ciwandan 100

BAYAH

“

”



2014 2016

2016
7

15
50

2018
2017
2015

2015-




2012

“ ”

- 1.
- 2.
- 3.



4.





4

863

973

10

535

180

50

22

30

2018

2

© 3

3 G 3/4

D



a

S %

3





2

+ + +N


1

" "

;



1958 — 2018



&"



%\$ S" "


#! * \$" # ("

“



1958

.....

”



%





#+&) #*

4260

2.75

#+))

" " S2%

#+)*

#+*#

S&



&Sž D

#L*#

#+* \$

#++# (" " "

#++'



+

1992

.....

1998 24

15.98% 20.9%

" 500 "

1993-1995 #

%

1998

#'! *


2000

%

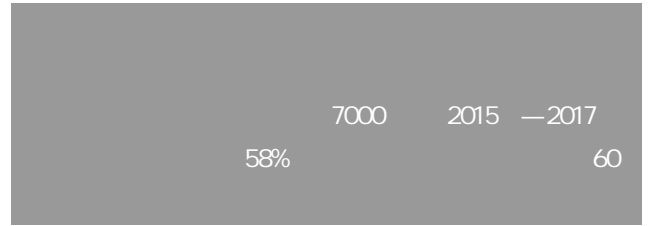
\$' " "

#' " "





\$''
\$''



60
"
"
"
"
"
"

48

04

06

2019

07

5.0

5.0

08

2019 " "

2019

2018

2019

09

05

L Amali

5800

EPC

